

Scaled data based on original data using  
LM-79-08 Approved Method: Electrical and Photometric Measurements of Solid-  
State Lighting Products

Test Report Prepared for  
Cooper Lighting Solutions  
(formerly Eaton)

Brand: McGRAW-EDISON

Report Number: P199989

Luminaire Tested: **GWC-AF-01-LED-E1-SL4-7030-800**

Issue Date: 3/3/2020

**Test Information**

Test Method: LM-79-08  
Report Number: P199989  
TEST IS SCALED FROM IESNA LM-79-08 TEST DATA (P24294)  
Test Lab: INNOVATION CENTER P2  
Issue Date: 3/3/2020  
Manufacturer: COOPER LIGHTING SOLUTIONS (FORMERLY EATON)  
Product Line: MCGRAW-EDISON  
Catalog Number: GWC-AF-01-LED-E1-SL4-7030-800  
Description: GALLEON WALL LUMINAIRE  
(1) 70 CRI, 3000K, 800mA LIGHTSQUARE WITH 16 LEDS EACH AND TYPE IV SPILL  
LIGHT ELIMINATOR OPTICS  
Light Source: -  
Ballast/Driver: ELECTRONIC DRIVER

**Summary**

Lumens per Lamp: N/A  
Luminaire Lumens: 4720 lumens  
Efficiency: N/A  
Efficacy: 107.3 lumens/watt  
Luminous Opening: Rectangular (W 0.5' x L: 0.5' x H: 0')  
IES Classification: Type IV - Short - Semi-Cutoff  
BUG Rating: B1 - U0 - G2

Input Watts (W): 44  
Input Voltage (V): NR  
Input Current (Ain): NR  
Voltage Rise (V): NR  
Power Factor: NR  
Total Harmonic Distortion (THDi): NR  
Frequency (hertz): 60  
Stabilization Time: NR  
Operation Time: NR  
Ambient Temperature (°C): NR  
Test Distance: 25 FT

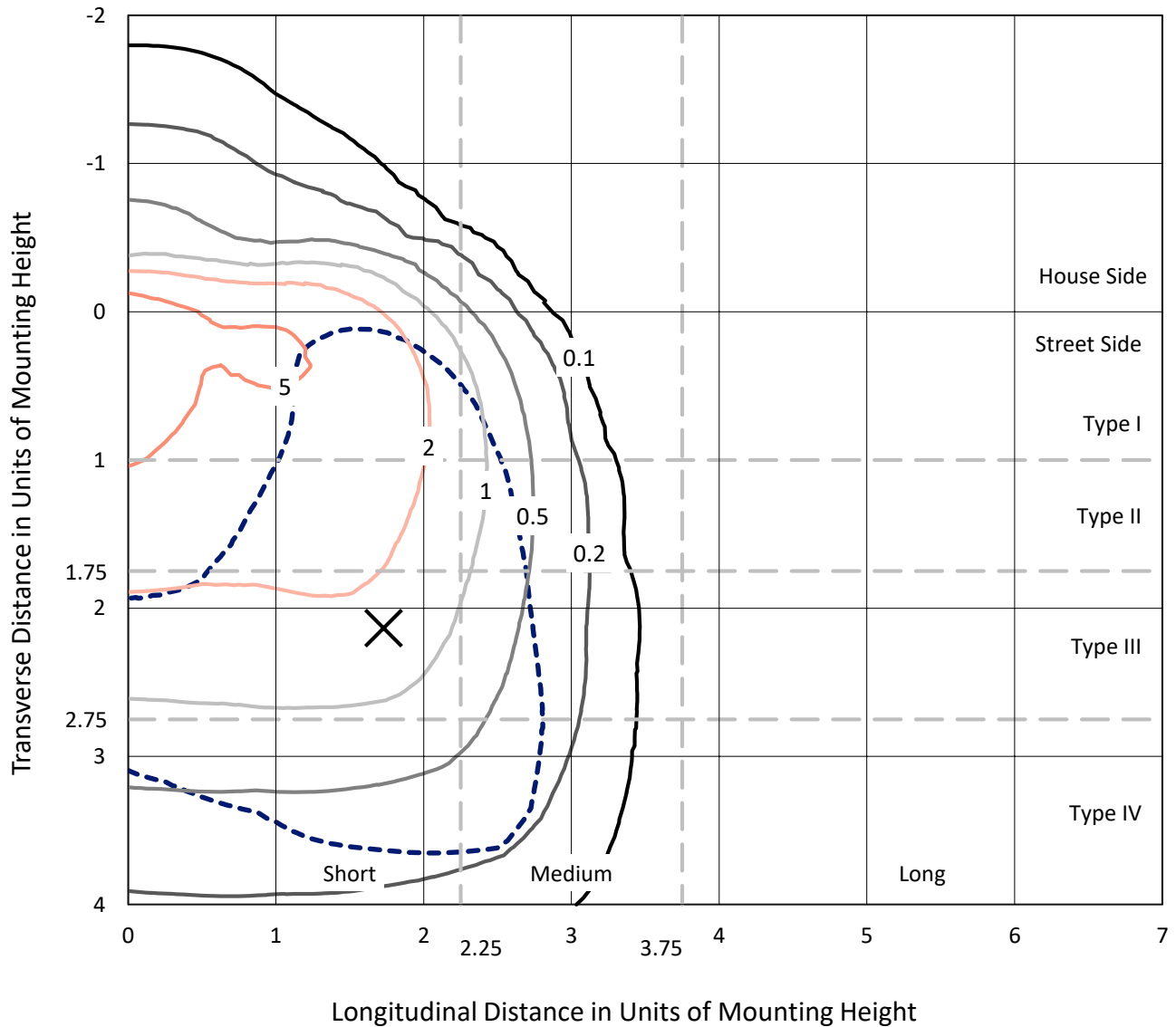


REPORT NUMBER: P199989

CATALOG NUMBER: GWC-AF-01-LED-E1-SL4-7030-800

### Iso-Footcandle Lines of Horizontal Illumination

× Max cd  
 - - - 1/2 Max cd

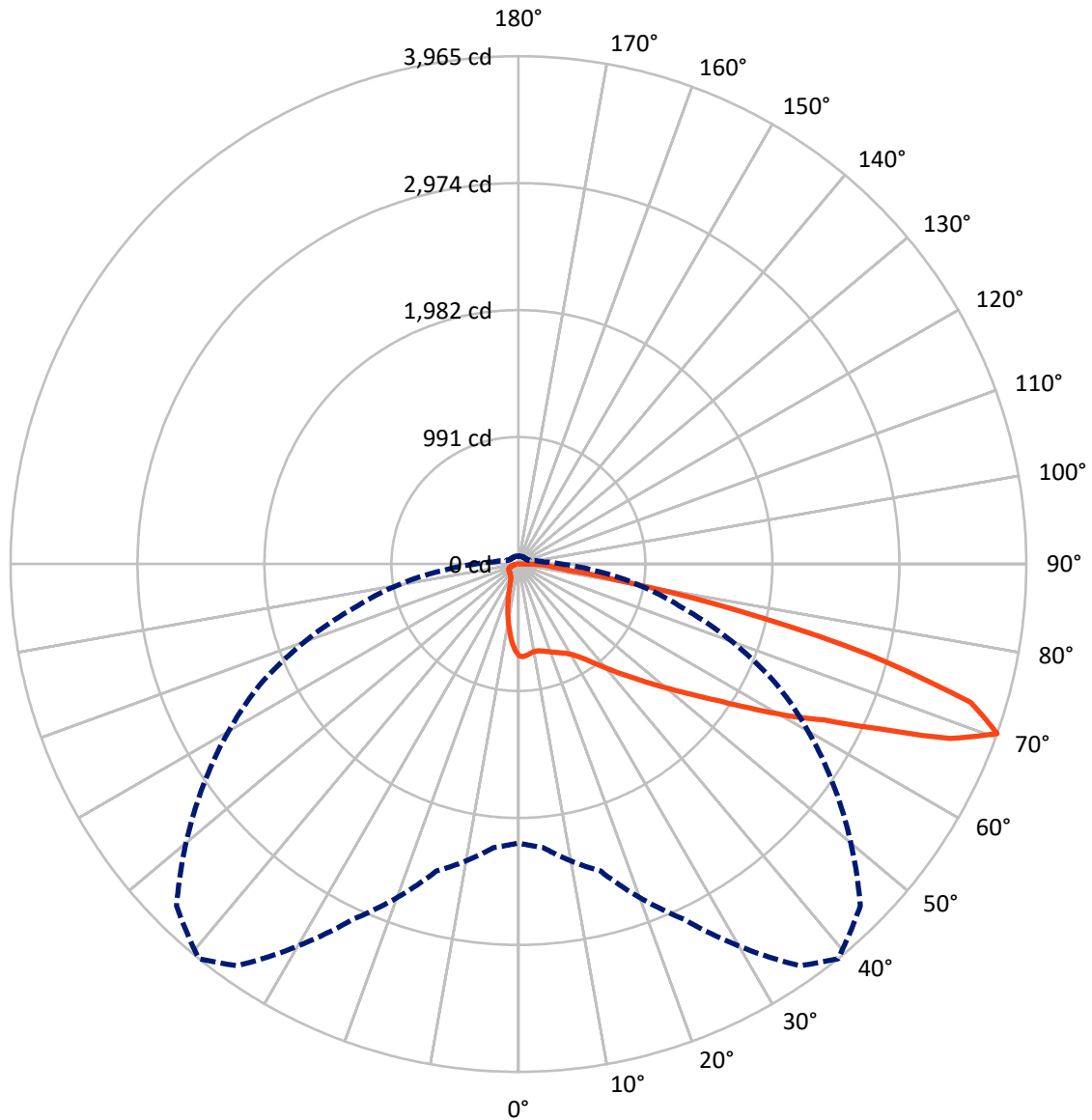


Based on 10 foot mounting height. Maximum calculated value = 7.2 fc  
 Type IV - Short - Semi-Cutoff

REPORT NUMBER: P199989

CATALOG NUMBER: GWC-AF-01-LED-E1-SL4-7030-800

### Luminous Intensity Polar Plot



— Vertical Plane Through 39-Deg Lateral    - - - Horizontal Cone Through 70-Deg Vertical

REPORT NUMBER: P199989

CATALOG NUMBER: GWC-AF-01-LED-E1-SL4-7030-800

**FLUX DISTRIBUTION:**

		Downward	Upward	Total
<b>House Side</b>	Lumens	536.8	0.0	536.8
	% Fixture	11.4	0.0	11.4
<b>Street Side</b>	Lumens	4183.2	0.0	4183.2
	% Fixture	88.6	0.0	88.6
<b>Total</b>	Lumens	4720.0	0.0	4720.0
	% Fixture	100.0	0.0	100.0

**Coefficient of Utilization**

**ZONAL LUMENS:**

Zone	Lumens	% Fixture
0°-10°	61.5	1.3
10°-20°	153.7	3.3
20°-30°	239.3	5.1
30°-40°	372.9	7.9
40°-50°	625.9	13.3
50°-60°	994.4	21.1
60°-70°	1326.4	28.1
70°-80°	801.0	17.0
80°-90°	145.0	3.1
90°-100°	0.0	0.0
100°-110°	0.0	0.0
110°-120°	0.0	0.0
120°-130°	0.0	0.0
130°-140°	0.0	0.0
140°-150°	0.0	0.0
150°-160°	0.0	0.0
160°-170°	0.0	0.0
170°-180°	0.0	0.0
0°-90°	4720.0	100.0
0°-180°	4720.0	100.0



REPORT NUMBER: P199989

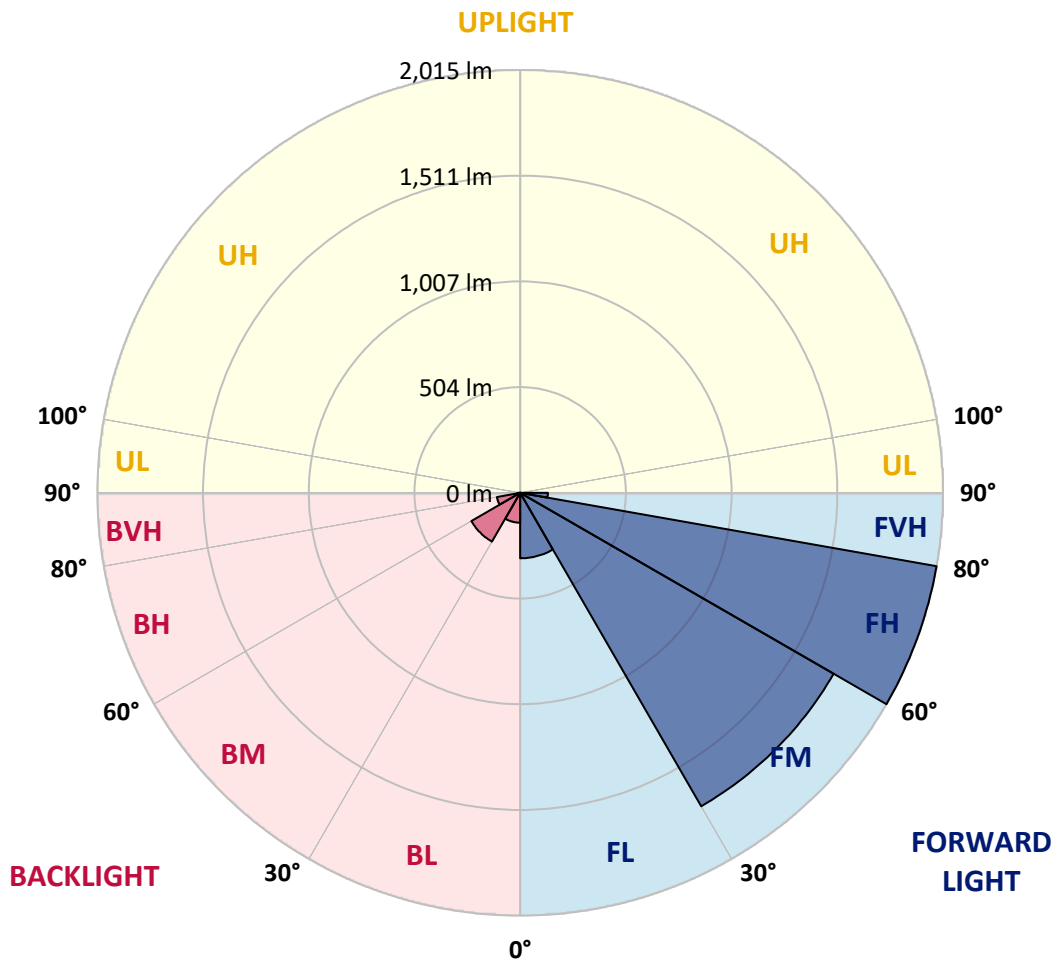
CATALOG NUMBER: GWC-AF-01-LED-E1-SL4-7030-800

**LUMINAIRE CLASSIFICATION SYSTEM LUMEN TABLE AND BUG RATING:**

Zone		Lumens	% Fixture	Zone Rating/Lumen Limit		
				B	U	G
FL	(0°-30°)	312.1	6.6			
FM	(30°-60°)	1724.5	36.5			
FH	(60°-80°)	2014.6	42.7			G2/5000
FVH	(80°-90°)	131.9	2.8			G2/225
BL	(0°-30°)	142.4	3.0	B1/500		
BM	(30°-60°)	268.7	5.7	B1/1000		
BH	(60°-80°)	112.7	2.4	B1/500		G1/500
BVH	(80°-90°)	13.1	0.3			G1/100
UL	(90°-100°)	0.0	0.0		U0/0	
UH	(100°-180°)	0.0	0.0		U0/0	

**BUG Rating: B1-U0-G2**

Type IV Short





REPORT NUMBER: P199989

CATALOG NUMBER: GWC-AF-01-LED-E1-SL4-7030-800

**CANDELA DISTRIBUTION (FULL):**

	0°	5°	15°	25°	35°	39°	45°	55°	65°	75°	85°
0°	716.5	716.5	716.5	716.5	716.5	716.5	716.5	716.5	716.5	716.5	716.5
2.5°	730.5	730.3	728.3	726.9	725.7	725.2	726.1	722.5	719.5	715.6	711.5
5°	724.9	724.7	721.6	718.7	715.8	714.9	714.7	708.2	704.2	698.6	690.8
7.5°	718.9	717.8	713.7	708.9	703.8	701.5	699.0	690.6	686.3	680.5	671.7
10°	712.7	711.3	707.5	702.6	697.8	694.3	690.2	682.0	677.4	673.1	662.7
12.5°	706.3	705.0	704.0	701.9	698.6	695.4	692.3	685.4	680.5	675.6	663.5
15°	705.3	704.8	707.0	708.4	706.5	704.6	701.2	695.2	690.2	685.2	669.5
17.5°	712.9	712.7	718.3	722.1	721.1	717.8	713.3	706.5	702.4	698.0	678.6
20°	729.8	731.0	737.7	742.8	737.9	733.1	725.7	716.3	714.1	712.3	688.0
22.5°	761.4	762.6	767.4	769.4	756.8	749.9	739.5	727.5	726.1	727.5	699.3
25°	810.9	809.7	808.9	801.8	778.9	768.2	755.0	742.5	743.2	749.7	715.1
27.5°	876.4	869.9	859.9	838.2	802.0	790.1	773.9	762.4	767.0	779.4	738.9
30°	944.3	937.1	913.9	878.6	832.2	819.0	801.1	788.1	800.1	819.8	770.6
32.5°	1007.2	1006.2	972.2	926.7	874.0	862.5	844.5	829.9	849.3	879.3	818.2
35°	1075.7	1078.0	1037.2	982.7	930.4	918.5	905.4	894.4	920.3	961.6	886.9
37.5°	1149.3	1153.6	1105.3	1043.9	994.7	989.7	982.0	977.3	1017.3	1074.3	983.3
40°	1247.4	1243.1	1176.1	1113.1	1073.7	1073.4	1071.1	1076.8	1143.5	1221.7	1106.8
42.5°	1352.5	1339.7	1251.2	1187.2	1160.4	1168.4	1173.2	1196.7	1295.4	1400.7	1257.5
45°	1465.8	1437.2	1329.2	1265.7	1256.5	1273.8	1290.2	1341.2	1474.1	1604.5	1422.5
47.5°	1556.3	1528.6	1409.9	1347.9	1367.8	1394.0	1425.5	1506.3	1674.3	1814.9	1585.6
50°	1627.5	1609.5	1491.2	1444.0	1490.6	1530.8	1582.2	1693.3	1882.6	2019.8	1736.4
52.5°	1696.6	1683.2	1573.4	1542.3	1634.5	1690.1	1759.9	1893.9	2096.1	2221.5	1863.4
55°	1759.1	1749.5	1661.7	1665.0	1803.9	1876.4	1964.2	2122.4	2329.0	2401.2	1970.9
57.5°	1829.3	1817.1	1762.4	1818.7	2021.6	2115.6	2229.9	2379.1	2547.4	2561.0	2052.8
60°	1900.1	1889.5	1874.3	1996.3	2298.0	2396.9	2505.1	2628.0	2768.8	2685.0	2047.9
62.5°	1961.5	1962.8	1989.8	2182.8	2568.6	2683.2	2815.2	2936.6	2969.2	2706.7	1896.5
65°	2065.8	2084.6	2165.5	2446.8	2949.8	3102.9	3264.8	3245.4	3024.7	2504.9	1571.8
67.5°	2189.5	2222.9	2386.8	2798.5	3431.4	3634.7	3697.4	3315.3	2802.7	2036.1	1120.5
70°	2177.1	2222.9	2482.3	3060.9	3828.3	3964.7	3774.6	3000.5	2225.5	1330.2	595.1
72.5°	1933.3	1998.8	2287.7	2940.7	3703.4	3691.4	3276.9	2236.9	1322.2	534.2	232.5
75°	1473.5	1539.7	1788.3	2323.2	2926.9	2826.2	2325.1	1235.6	501.8	212.2	146.6
77.5°	847.7	898.9	1091.0	1424.7	1857.0	1753.5	1294.1	549.6	244.3	147.8	114.5
80°	473.2	501.8	618.4	722.9	910.0	834.2	579.1	341.4	182.4	107.3	88.3
82.5°	374.1	399.6	500.1	455.9	415.6	383.5	332.5	304.1	145.7	67.6	52.8
85°	326.8	351.0	423.3	359.0	283.8	260.4	270.2	299.3	113.3	40.8	45.2
87.5°	302.8	335.2	377.3	276.7	221.0	195.8	249.3	328.0	36.5	25.4	18.2
90°	0.0	0.0	0.0	0.0	0.0	0.0	0.0	0.0	0.0	0.0	0.0



REPORT NUMBER: P199989

CATALOG NUMBER: GWC-AF-01-LED-E1-SL4-7030-800

**CANDELA DISTRIBUTION (continued):**

	90°	95°	105°	115°	125°	135°	145°	155°	165°	175°	180°
0°	716.5	716.5	716.5	716.5	716.5	716.5	716.5	716.5	716.5	716.5	716.5
2.5°	707.9	704.0	697.8	692.3	683.8	679.1	674.1	670.6	667.6	665.2	669.1
5°	686.0	678.9	665.7	651.5	634.7	621.5	610.5	600.2	592.9	588.2	591.5
7.5°	665.5	653.7	633.0	607.4	578.6	554.1	533.9	516.1	503.9	496.0	499.1
10°	653.7	639.0	607.2	566.8	524.3	486.2	454.5	427.2	408.2	397.3	399.2
12.5°	650.8	631.8	587.7	532.3	474.1	421.2	376.5	338.6	311.9	298.1	298.5
15°	653.0	628.8	569.5	499.1	425.7	358.8	303.0	257.0	226.0	210.3	210.0
17.5°	656.5	626.4	550.2	463.4	376.5	298.9	236.6	191.5	164.1	151.5	150.4
20°	660.4	622.4	528.7	424.8	325.4	243.1	185.3	150.0	132.8	125.7	125.3
22.5°	665.9	619.2	506.3	383.9	275.3	198.0	152.4	128.6	119.5	116.0	115.4
25°	674.7	617.5	482.6	341.4	230.1	165.6	132.8	118.1	112.7	110.4	110.2
27.5°	689.7	619.8	460.3	300.3	193.4	143.7	121.8	112.7	108.9	106.7	106.5
30°	708.9	627.2	436.7	261.1	164.9	128.8	114.9	109.2	106.1	103.9	103.9
32.5°	740.8	639.8	412.0	227.3	144.4	118.5	110.0	106.1	103.5	101.7	101.5
35°	787.9	663.3	389.0	199.2	129.8	111.1	105.6	102.7	100.7	99.9	99.9
37.5°	856.3	700.5	368.6	179.0	121.0	106.1	101.5	99.3	98.2	98.2	98.2
40°	948.2	751.8	352.1	165.6	116.0	102.4	98.5	96.7	96.0	96.2	96.2
42.5°	1061.7	818.6	341.0	156.2	113.5	100.3	96.2	94.8	94.1	93.9	94.1
45°	1191.0	894.4	339.8	149.2	111.1	98.9	94.8	93.3	91.9	90.9	90.9
47.5°	1316.8	971.5	349.6	146.9	108.5	97.2	93.6	92.1	90.0	87.9	87.9
50°	1427.9	1037.0	362.8	147.8	107.5	94.8	91.7	90.9	87.6	85.2	85.0
52.5°	1516.2	1087.3	373.6	150.7	108.5	93.1	89.3	89.5	85.9	83.2	83.0
55°	1587.0	1120.5	370.7	153.6	110.7	92.1	87.1	87.6	84.6	82.1	82.1
57.5°	1617.9	1108.2	338.8	151.3	112.3	92.5	85.4	87.3	85.0	82.6	82.6
60°	1551.5	999.5	279.0	140.6	110.2	91.7	84.6	88.3	88.1	85.7	85.4
62.5°	1350.3	804.9	216.5	125.0	102.7	88.1	82.8	88.1	90.6	90.0	89.7
65°	1040.8	573.3	165.3	108.2	92.7	82.1	77.8	82.6	86.2	87.1	86.9
67.5°	675.6	351.4	127.4	92.5	81.4	75.1	71.2	73.4	74.2	74.2	73.6
70°	332.1	189.1	101.5	77.8	69.8	67.6	65.5	64.4	63.2	62.2	62.2
72.5°	163.9	123.6	83.5	65.8	60.2	59.3	58.8	57.4	56.4	55.1	54.7
75°	121.2	100.5	71.0	55.4	51.8	51.0	51.8	50.6	50.4	49.3	48.9
77.5°	99.7	85.7	61.1	47.5	44.4	42.7	44.1	44.4	44.7	43.1	42.7
80°	80.9	72.4	51.2	39.4	36.5	35.3	36.3	38.1	38.7	36.5	35.5
82.5°	58.4	59.3	41.3	30.7	28.3	27.4	29.3	31.6	32.1	29.1	28.3
85°	48.9	49.3	31.6	21.9	19.4	18.0	21.1	23.5	25.2	22.1	21.3
87.5°	20.4	29.1	18.2	12.2	10.8	9.4	11.3	12.4	15.1	13.8	13.6
90°	0.0	0.0	0.0	0.0	0.0	0.0	0.0	0.0	0.0	0.0	0.0

(END OF REPORT)